


PosiTector® *SHD* Verifier

Instruction Manual v. 1.0




Introduction

The PosiTector *SHD Verifier* kit is ideal for checking the accuracy and operation of shore hardness durometers and is an important component in fulfilling both ISO and in-house quality control requirements.

The kit is ready to use with all PosiTector *SHD Shore Hardness Durometers*. The Smart Sensor Indicator (SSI) has been preset, and no additional configuration is required or recommended. If the SSI settings are mistakenly altered, see *Reconfiguring the SSI Device* (pg. 3).

DEVICE COMES COMPLETE


with load cell, smart sensor indicator, built-in rechargeable Lithium Ion batteries with universal AC adaptor, replaceable Shore A (aluminum) and Shore D (brass) targets, allen wrench, instructions, Sample Certificate of Accuracy, hard shell carrying case, two Certificates of Calibration traceable to NIST, one (1) year warranty.





PosiTector SHD Verifier Set-up

1. Remove the PosiTector *SHD Verifier* and Smart Sensor Indicator from the case. Make sure to place the PosiTector *SHD Verifier* on a stable flat surface.

2. Connect the Load Cell Cable to the Smart Sensor Indicator



3. Select a *SHD A* (aluminum) or *SHD D* (brass) target and insert it into the load cell as shown. **Note:** Inspect the targets before installing. To prevent damage to the PosiTector *SHD D* probe tip, the *SHD D* (brass) target is designed to be dented during testing and will periodically need to be replaced. The *SHD A* (aluminum) target will not be dented during testing and should be replaced if there is any damage to the top surface.



Quick Calibration Procedure

For detailed instructions see the **PosiTector SHD Calibration Procedure** at dl.defelsko.com/pdf/manuals/PosiTectorSHD-Verifier-v1.0.pdf

4.1 Perform a *Gage Reset* on the PosiTector *SHD*

4.2 Select *Continuous Reading Mode* from the Setup menu on the PosiTector *SHD*.

4.3 Turn the Micrometer Adjustment so that it is set between 1 and 2.

4.4 Place the PosiTector *SHD* probe into Probe Holder. Ensure that the probe tip doesn't touch the target.

- 4.5 Power on the Smart Sensor Indicator
- 4.6 Turn the Micrometer Adjustment to lower the probe onto the target until the desired load is displayed on the *SHD Verifier* corresponding to the **Shore A** or **Shore D** verification points illustrated below.
- 4.7 Verify that the PosiTector *SHD* is reading within ± 1 Shore value of the corresponding load.

Repeat steps 4.6 – 4.7 for each verification point.

Shore A	10	20	30	40	50	60	70	80	90
SHD Verifier Displays (lbs)	0.292	0.461	0.629	0.798	0.967	1.135	1.304	1.472	1.641

Shore D	10	20	30	40	50	60	70	80	90
SHD Verifier Displays (lbs)	0.999	1.999	2.998	3.997	4.996	5.996	6.995	7.994	8.994

Certification

The PosiTector *SHD Verifier* includes Certificates of Calibration for the SSI and load cell. For information on returning your PosiTector *SHD Verifier* for recertification, contact DeFelsko or your local dealer.

The PosiTector *SHD Verifier*, with valid Certificates of Calibration, can be used to check the accuracy of PosiTector *SHD Shore Hardness Durometers*. A sample Certificate of Accuracy is included.

Reconfiguring the SSI Device

The SSI device comes pre-configured for verification of PosiTector *SHD Shore Hardness Durometers*. No additional configuration is required or recommended.

If the SSI is mistakenly altered, configuration can be restored by following the steps outlined in our *Reconfiguration Guide*. Contact DeFelsko for more information.

Technical Data

Range: 0 - 10 lbs

Resolution: 0.001 lbs

Accuracy: ± 0.004 lbs (± 17.8 mN)

NOTE: Device displays imperial units only.

Returning for Service

If you need to return the PosiTector *SHD Verifier* for service, describe the problem fully and include reading results, if any. Be sure to include contact information including your company name, company contact, telephone number and fax number or email address. defelsko.com/support

Limited Warranty, Sole Remedy and Limited Liability

DeFelsko's sole warranty, remedy, and liability are the express limited warranty, remedy, and limited liability that are set forth on its website: www.defelsko.com/terms.

DeFelsko[®]
The Measure of Quality

www.defelsko.com

© DeFelsko Corporation USA 2017. All Rights Reserved

This manual is copyrighted with all rights reserved and may not be reproduced or transmitted, in whole or part, by any means, without written permission from DeFelsko Corporation.

DeFelsko and PosiTector are trademarks of DeFelsko Corporation registered in the U.S. and in other countries. Other brand or product names are trademarks or registered trademarks of their respective holders.

Every effort has been made to ensure that the information in this manual is accurate. DeFelsko is not responsible for printing or clerical errors.